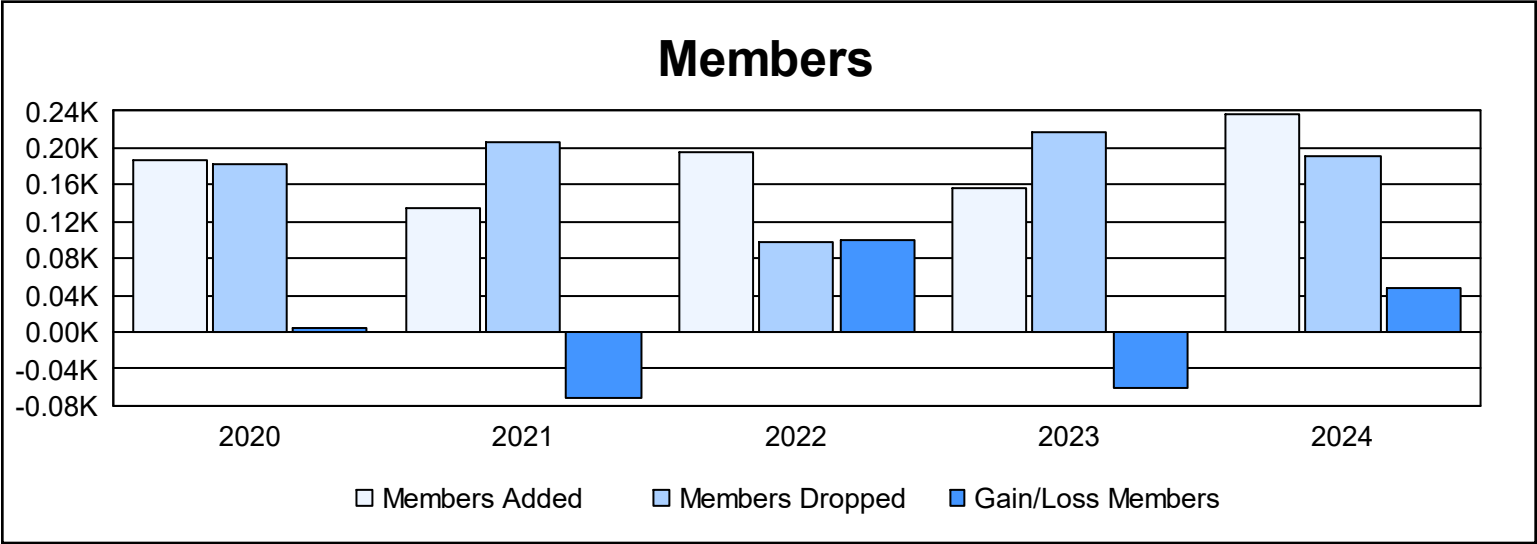
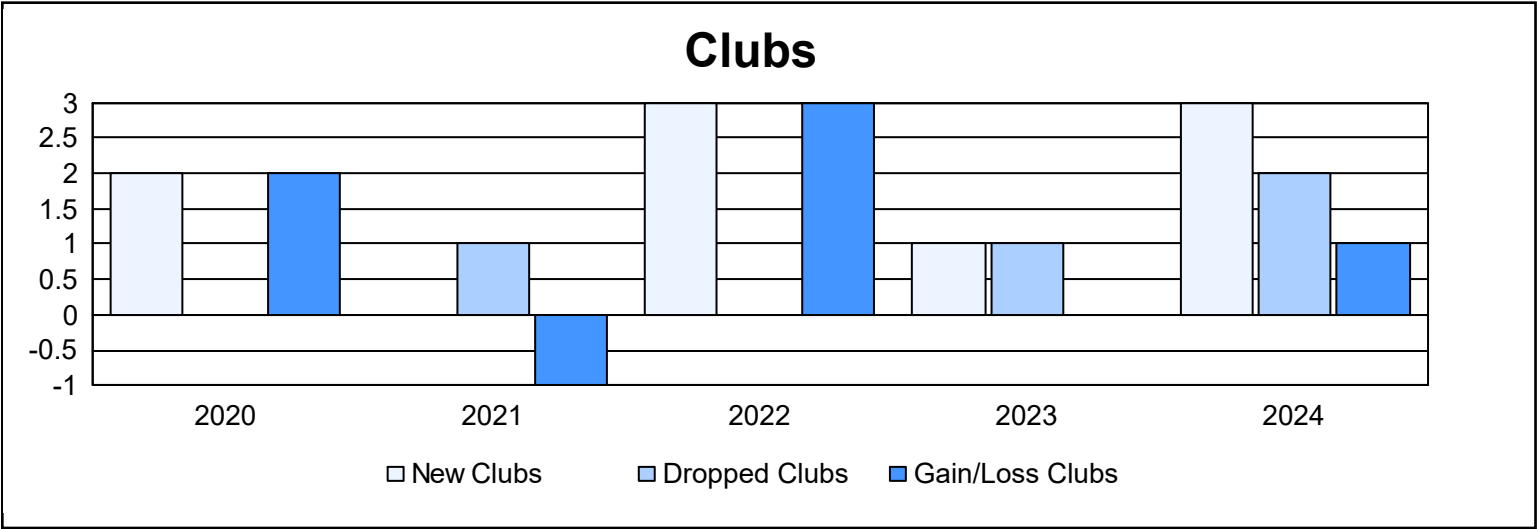
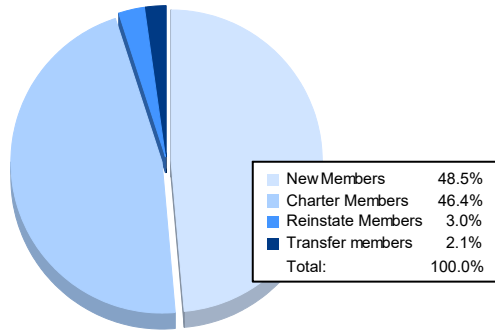


| Year | New Clubs | Dropped Clubs | Gain/ Loss Clubs | New Members | Charter Members | Reinstate Members | Transfer Members | Total Member Added | Total Members Dropped | Gain/ Loss Members |
|-----------|-----------|---------------|------------------|-------------|-----------------|-------------------|------------------|--------------------|-----------------------|--------------------|
| 2019-2020 | 2 | 0 | 2 | 105 | 72 | 7 | 3 | 187 | 182 | 5 |
| 2020-2021 | 0 | 1 | -1 | 123 | 3 | 9 | 0 | 135 | 207 | -72 |
| 2021-2022 | 3 | 0 | 3 | 109 | 80 | 6 | 1 | 196 | 97 | 99 |
| 2022-2023 | 1 | 1 | 0 | 119 | 31 | 5 | 2 | 157 | 217 | -60 |
| 2023-2024 | 3 | 2 | 1 | 115 | 110 | 7 | 5 | 237 | 190 | 47 |
| Average | 2 | 1 | 1 | 114 | 59 | 7 | 2 | 182 | 179 | 4 |



Membership Composition June 2024 Cumulative



Gender Composition June 2024 Cumulative

